

Koi Blue Raspberry Dragon Fruit 500mg

Sample ID: 1905CSALA3340.1612

Strain: Blue Raspberry 500mg
Matrix: Concentrates & Extracts
Type: Other
Sample Size: 1 units
Batch Size:

Produced: N/A
Collected: 05/02/2019
Received: 05/02/2019
Completed: 05/09/2019
Batch#: 9107BL500

Client
Koi CBD
Lic. #
14631 Best Ave
Norwalk, CA 90650



Summary

Pass

495.44 mg/package Total Cannabinoids	Pass Pesticides	Pass Residual Solvents
Pass Microbials	Pass Mycotoxins	Pass Heavy Metals

Cannabinoids

Testing method: HPLC-SOP 101

Pass

Analyte	LOD	LOQ	Mass	Mass
	mg/package	mg/package	mg/package	mg/ml
CBD	0.01278	0.03426	495.44	16.51
CBC	0.0049	0.03426	ND	ND
CBDa	0.00696	0.03426	ND	ND
CBDV	0.00343	0.03426	ND	ND
CBG	0.01278	0.03426	ND	ND
CBGa	0.00672	0.03426	ND	ND
CBN	0.00555	0.03426	ND	ND
THCa	0.00767	0.03426	ND	ND
THCV	0.01343	0.03426	ND	ND
Δ8-THC	0.01442	0.03426	ND	ND
Δ9-THC	0.01449	0.03426	ND	ND
Total			495.44	16.51

ND Total THC	495.44 mg/package Total CBD
------------------------	---------------------------------------

1 serving = 1 tincture bottle , 30.0 milliliters; Density = 1.1421 g/ml; 1.0 servings per package; 0.0 mg/package Total THC; 495.44 mg/package Total CBD;

Date Tested: 05/07/2019

Total THC = THCa * 0.877 + d9-THC

Total CBD = CBDa * 0.877 + CBD

LOQ = Limit of Quantitation; LOD = Limit of Detection; NT = Not Tested; ND = Not Detected.

Terpenes

Testing method: HS-GC-FID - SOP 201

Complete

Analyte	LOD	LOQ	Mass	Mass
	%	%	%	mg/g
Camphene	0.00072	0.0013	ND	ND
Caryophyllene Oxide	0.00017	0.0013	ND	ND
Eucalyptol	0.00017	0.0013	ND	ND
Geraniol	0.00013	0.0013	ND	ND
Guaiol	0.00018	0.0013	ND	ND
Isopulegol	0.00011	0.0013	ND	ND
Linalool	0.00015	0.0013	ND	ND
Ocimene	0.00013	0.0013	ND	ND
p-Cymene	0.0001	0.0013	ND	ND
Terpinolene	0.00016	0.0013	ND	ND
trans-Nerolidol	0.00058	0.0013	ND	ND
α-Bisabolol	0.00015	0.0013	ND	ND
α-Humulene	0.00057	0.0013	ND	ND
α-Pinene	0.00015	0.0013	ND	ND
α-Terpinene	0.00012	0.0013	ND	ND
β-Caryophyllene	0.00017	0.0013	ND	ND
β-Myrcene	0.00012	0.0013	ND	ND
β-Pinene	0.00034	0.0013	ND	ND
γ-Terpinene	0.00012	0.0013	ND	ND
δ-3-Carene	0.0004	0.0013	ND	ND
δ-Limonene	0.00016	0.0013	ND	ND
Total			ND	ND

Date Tested: 05/07/2019

NT Moisture Moisture Analyzer SOP-103 -	NT Water Activity Water Activity Meter SOP-102 -	Pass Foreign Matter Visual Inspection SOP-001 Date Tested: 05/03/2019
---	--	---



ISO / IEC 17025:2017 ACCREDITED LABORATORY
Accreditation No. 73653

Mallory Speakman
Laboratory Director - LA
05/09/2019

Anya Engen
Quality Manager
05/09/2019

Koi Blue Raspberry Dragon Fruit 500mg

Sample ID: 1905CSALA3340.1612

 Strain: Blue Raspberry 500mg
 Matrix: Concentrates & Extracts
 Type: Other
 Sample Size: 1 units
 Batch Size:

 Produced: N/A
 Collected: 05/02/2019
 Received: 05/02/2019
 Completed: 05/09/2019
 Batch#: 9107BL500

 Client
Koi CBD
 Lic. #
 14631 Best Ave
 Norwalk, CA 90650

Pesticides

Testing method: LCMS & GCMS-SOP 301

Pass

Analyte	LOD	LOQ	Limit	Mass	Status	Analyte	LOD	LOQ	Limit	Mass	Status
	µg/g	µg/g	µg/g	µg/g			µg/g	µg/g	µg/g	µg/g	
Abamectin	0.018	0.059	0.1	ND	Pass	Fludioxonil	0.007	0.024	0.1	ND	Pass
Acephate	0.009	0.029	0.1	ND	Pass	Hexythiazox	0.007	0.024	0.1	ND	Pass
Acequinocyl	0.005	0.018	0.1	ND	Pass	Imazalil *	0.004	0.012	0.1	ND	Pass
Acetamiprid	0.004	0.013	0.1	ND	Pass	Imidacloprid	0.039	0.129	5.0	ND	Pass
Aldicarb *	0.004	0.013	0.1	ND	Pass	Kresoxim Methyl	0.005	0.017	0.1	ND	Pass
Azoxystrobin	0.006	0.019	0.1	ND	Pass	Malathion	0.01	0.032	0.5	ND	Pass
Bifenazate	0.004	0.014	0.1	ND	Pass	Metalaxyl	0.003	0.01	2.0	ND	Pass
Bifenthrin	0.008	0.027	3.0	ND	Pass	Methiocarb *	0.006	0.02	0.1	ND	Pass
Boscalid	0.006	0.019	0.1	ND	Pass	Methomyl	0.009	0.03	1.0	ND	Pass
Captan	0.0789	0.2631	0.7	ND	Pass	Methyl Parathion *	0.007	0.0233	0.1	ND	Pass
Carbaryl	0.005	0.015	0.5	ND	Pass	Mevinphos *	0.003	0.011	0.1	ND	Pass
Carbofuran *	0.005	0.018	0.1	ND	Pass	Myclobutanil	0.017	0.058	0.1	ND	Pass
Chlorantraniliprole	0.007	0.024	10.0	ND	Pass	Naled	0.007	0.024	0.1	ND	Pass
Chlordane *	0.0291	0.0969	0.1	ND	Pass	Oxamyl	0.003	0.009	0.5	ND	Pass
Chlorfenapyr *	0.01	0.033	0.1	ND	Pass	Paclobutrazol *	0.013	0.044	0.1	ND	Pass
Chlorpyrifos *	0.005	0.017	0.1	ND	Pass	Pentachloronitrobenzene	0.0046	0.0152	0.1	ND	Pass
Clofentezine	0.006	0.019	0.1	ND	Pass	Permethrin	0.011	0.036	0.5	ND	Pass
Coumaphos *	0.009	0.028	0.1	ND	Pass	Phosmet	0.007	0.025	0.1	ND	Pass
Cyfluthrin	0.008	0.026	2.0	ND	Pass	Piperonyl Butoxide	0.005	0.018	3.0	ND	Pass
Cypermethrin	0.013	0.044	1.0	ND	Pass	Prallethrin	0.007	0.024	0.1	ND	Pass
Daminozide *	0.021	0.07	0.1	ND	Pass	Propiconazole	0.008	0.026	0.1	ND	Pass
DDVP *	0.004	0.012	0.1	ND	Pass	Propoxur *	0.004	0.013	0.1	ND	Pass
Diazinon	0.005	0.017	0.1	ND	Pass	Pyrethrins	0.003	0.01	0.5	ND	Pass
Dimethoate *	0.003	0.011	0.1	ND	Pass	Pyridaben	0.008	0.027	0.1	ND	Pass
Dimethomorph	0.007	0.023	2.0	ND	Pass	Spinetoram	0.007	0.022	0.1	ND	Pass
Ethoprophos *	0.004	0.013	0.1	ND	Pass	Spinosad	0.005	0.016	0.1	ND	Pass
Etofenprox *	0.005	0.017	0.1	ND	Pass	Spiromesifen	0.007	0.023	0.1	ND	Pass
Etoxazole	0.006	0.018	0.1	ND	Pass	Spirotetramat	0.009	0.03	0.1	ND	Pass
Fenhexamid	0.009	0.03	0.1	ND	Pass	Spiroxamine *	0.006	0.019	0.1	ND	Pass
Fenoxycarb *	0.007	0.022	0.1	ND	Pass	Tebuconazole	0.013	0.042	0.1	ND	Pass
Fenpyroximate	0.009	0.03	0.1	ND	Pass	Thiacloprid *	0.007	0.023	0.1	ND	Pass
Fipronil *	0.017	0.056	0.1	ND	Pass	Thiamethoxam	0.004	0.013	5.0	ND	Pass
Flonicamid	0.0244	0.0814	0.1	ND	Pass	Trifloxystrobin	0.004	0.014	0.1	ND	Pass

Date Tested: 05/07/2019

* Denotes Category I pesticides, which fail when detected; LOQ = Limit of Quantitation; LOD = Limit of Detection; NT = Not Tested; ND = Not Detected.


 ISO / IEC 17025:2017 ACCREDITED LABORATORY
 Accreditation No. 73653

 Mallory Speakman
 Laboratory Director - LA
 05/09/2019

 Anya Engen
 Quality Manager
 05/09/2019

Koi Blue Raspberry Dragon Fruit 500mg

Sample ID: 1905CSALA3340.1612

 Strain: Blue Raspberry 500mg
 Matrix: Concentrates & Extracts
 Type: Other
 Sample Size: 1 units
 Batch Size:

 Produced: N/A
 Collected: 05/02/2019
 Received: 05/02/2019
 Completed: 05/09/2019
 Batch#: 9107BL500

 Client
Koi CBD
 Lic. #
 14631 Best Ave
 Norwalk, CA 90650

Microbials

Pass

Testing method: PCR-SOP 401

Analyte	Result	Status
Aspergillus flavus	Not Detected	Pass
Aspergillus fumigatus	Not Detected	Pass
Aspergillus niger	Not Detected	Pass
Aspergillus terreus	Not Detected	Pass
Salmonella	Not Detected	Pass
Shiga toxin-producing E. Coli	Not Detected	Pass

Date Tested: 05/07/2019

LOQ = Limit of Quantitation; LOD = Limit of Detection; NT = Not Tested; ND = Not Detected.

Mycotoxins

Pass

Testing method: LCMS-SOP 301

Analyte	LOD	LOQ	Limit	Units	Status
	µg/kg	µg/kg	µg/kg	µg/kg	
Aflatoxin B1	0.001	0.005		ND	Tested
Aflatoxin B2	0.007	0.022		ND	Tested
Aflatoxin G1	0.007	0.022		ND	Tested
Aflatoxin G2	0.006	0.021		ND	Tested
Total Aflatoxins			20.0	ND	Pass
Ochratoxin A	0.013	0.045	20.0	ND	Pass

Date Tested: 05/07/2019

LOQ = Limit of Quantitation; LOD = Limit of Detection; NT = Not Tested; ND = Not Detected.

Heavy Metals

Pass

Testing method: ICPMS-SOP 501

Analyte	LOD	LOQ	Limit	Mass	Status
	µg/g	µg/g	µg/g	µg/g	
Arsenic	0.001	0.01	0.2	0.021	Pass
Cadmium	0.001	0.01	0.2	ND	Pass
Lead	0.001	0.01	0.5	ND	Pass
Mercury	0.001	0.01	0.1	<LOQ	Pass

Date Tested: 05/07/2019

LOQ = Limit of Quantitation; LOD = Limit of Detection; NT = Not Tested; ND = Not Detected.


 ISO / IEC 17025:2017 ACCREDITED LABORATORY
 Accreditation No. 73653

 Mallory Speakman
 Laboratory Director - LA
 05/09/2019

 Anya Engen
 Quality Manager
 05/09/2019

Koi Blue Raspberry Dragon Fruit 500mg

Sample ID: 1905CSALA3340.1612

 Strain: Blue Raspberry 500mg
 Matrix: Concentrates & Extracts

 Type: Other
 Sample Size: 1 units
 Batch Size:

 Produced: N/A
 Collected: 05/02/2019
 Received: 05/02/2019
 Completed: 05/09/2019
 Batch#: 9107BL500

 Client
Koi CBD
 Lic. #
 14631 Best Ave
 Norwalk, CA 90650

Residual Solvents

Testing method: HSGCMS-SOP 202

Pass

Analyte	LOD	LOQ	Limit	Mass	Status
	µg/g	µg/g	µg/g	µg/g	
1,2-Dichloro-Ethane	0.024	0.24	1	ND	Pass
Acetone	0.112	1.12	5000	ND	Pass
Acetonitrile	0.0196	0.196	410	ND	Pass
Benzene	0.0096	0.096	1	ND	Pass
Butane	0.2	2.0	5000	ND	Pass
Chloroform	0.0288	0.288	1	ND	Pass
Ethanol	0.112	1.12	5000	ND	Pass
Ethyl-Acetate	0.112	1.12	5000	ND	Pass
Ethylene Oxide	0.024	0.24	1	ND	Pass
Ethyl-Ether	0.112	1.12	5000	ND	Pass
Heptane	0.112	1.12	5000	ND	Pass
Isopropanol	0.112	1.12	5000	ND	Pass
Methanol	0.144	1.44	3000	ND	Pass
Methylene-Chloride	0.0288	0.288	1	ND	Pass
n-Hexane	0.1392	1.392	290	ND	Pass
Pentane	0.112	1.12	5000	ND	Pass
Propane	0.08	0.8	5000	ND	Pass
Toluene	0.4272	4.272	890	ND	Pass
Trichloroethene	0.0384	0.384	1	ND	Pass
Xylenes	1.0416	10.416	2170	ND	Pass

Date Tested: 05/07/2019

LOQ = Limit of Quantitation; LOD = Limit of Detection; NT = Not Tested; ND = Not Detected.


 ISO / IEC 17025:2017 ACCREDITED LABORATORY
 Accreditation No. 73653



 Mallory Speakman
 Laboratory Director - LA
 05/09/2019



 Anya Engen
 Quality Manager
 05/09/2019

CERTIFICATE OF ANALYSIS



Order #: 30089
Order Name: Koi Watermelon
 Green Apple Sour 500 mg
Batch#: 9100JA500
Completed: 05/02/2019



Koi CBD LLC
 14631 Best Ave
 Norwalk California, 90650
 (877) 774-4779
 thinh@koicbd.com



Sample

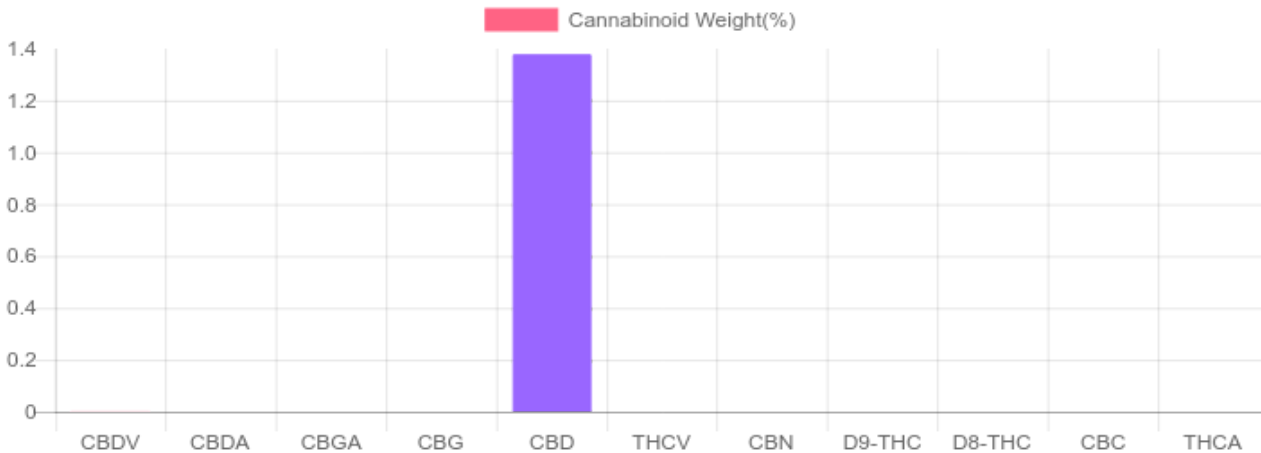


0.000%
 D9-THC

1.378%
 Total CBD

Cannabinoids Test

cannabinoids		weight(%)	mg/g
DELTA-9-TETRAHYDROCANNABINOL	D9-THC	N/D	N/D
TETRAHYDROCANNABINOLIC ACID	THCA	N/D	N/D
CANNABIDIOL	CBD	1.378%	13.780
CANNABIDIOLIC ACID	CBDA	N/D	N/D
CANNABIDIVARIN	CBDV	0.001%	0.009
CANNABICHROMENE	CBC	N/D	N/D
CANNABINOL	CBN	N/D	N/D
CANNABIGEROL	CBG	N/D	N/D
CANNABIGEROLIC ACID	CBGA	N/D	N/D
DELTA-8-TETRAHYDROCANNABINOL	D8-THC	N/D	N/D
TETRAHYDROCANNABIVARIN	THCV	N/D	N/D
TOTAL D9-THC		N/D	N/D
TOTAL CBD*		1.378%	13.780
TOTAL CANNABINOIDS		1.379%	13.790



*Total CBD = CBD + CBDA x 0.877


Notes

484mg cannabinoids per 30mL
 Water activity below LLOQ



4001 SW 47th Avenue Suite 207
 Davie, FL 33314
 1-833-TEST-CBD
 info@greenscientificlabs.com




 Dylan Swart, Lab Director

Green Scientific Labs uses its best efforts to deliver high quality results and to verify that the data contained therein are based on sound scientific judgment and levels listed are guidelines only and all data was reported based on standard laboratory procedures and deviations. However Green Scientific Labs makes no warranties or claims to that effect and further shall not be liable for any damage or misrepresentation that may result from the use or misuse of the data contained herein in any way. Further, Green Scientific Labs makes no claims regarding representations of the analyzed sample to the larger batch from which it was taken. Data and information in this report are intended solely for the individual(s) for whom samples were submitted and as part of our strict confidentiality policy, Green Scientific Labs can only discuss results with the original client of record.

CERTIFICATE OF ANALYSIS



Order #: 30089
Order Name: Koi Watermelon
Green Apple Sour 500 mg
Batch#: 9100JA500
Completed: 05/02/2019



Koi CBD LLC
14631 Best Ave
Norwalk California, 90650
(877) 774-4779
thin@koicbd.com




TERPENES: TOTAL (0.047%)

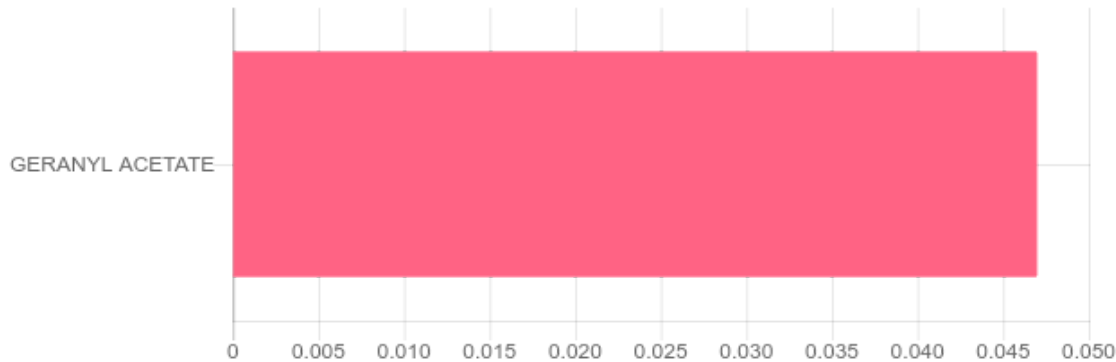
GC-Headspace - Shimadzu GCMS QP2020 with HS20

Terpene	Results (%)
GERANYL ACETATE	0.047%

Terpenes Breakdown



Top Terpenes Results:



Tested for but not present:

(1R)-ENDO-(+)-FENCHYL ALCOHOL, 3-CARENE, ALPHA-BISABOLOL, ALPHA-CEDRENE, ALPHA-PINENE, ALPHA-TERPINENE, ALPHA-PHELLANDRENE, BETA-MYRCENE, BETA-PINENE, BORNEOL (MIX OF ISOMERS), CAMPHENE, CAMPHOR, CAMPHOR (MIX OF ISOMERS), CARYOPHYLLENE, CARYOPHYLLENE OXIDE, CEDROL, CIS-BETA-OCIMENE, CIS-NEROLIDOL, EUCALYPTOL, FENCHONE, FENCHONE (ISOMER), GAMMA-TERPINEOL, GAMMA-TERPINENE, GERANIOL, GUAJOL, HUMULENE, ISOBORNEOL, ISOPULEGOL, LIMONENE, LINALOOL, MENTHOL, NEROL, PULEGONE, SABINENE, SABINENE HYDRATE, TERPINEOL (MIX OF ISOMERS), TERPINOLENE, TRANS-BETA-OCIMENE, TRANS-NEROLIDOL, VALENCENE



4001 SW 47th Avenue Suite 207
Davie, FL 33314
1-833-TEST-CBD
info@greenscientificlabs.com



Dylan Swart, Lab Director

Green Scientific Labs uses its best efforts to deliver high quality results and to verify that the data contained therein are based on sound scientific judgment and levels listed are guidelines only and all data was reported based on standard laboratory procedures and deviations. However Green Scientific Labs makes no warranties or claims to that effect and further shall not be liable for any damage or misrepresentation that may result from the use or misuse of the data contained herein in any way. Further, Green Scientific Labs makes no claims regarding representations of the analyzed sample to the larger batch from which it was taken. Data and information in this report are intended solely for the individual(s) for whom samples were submitted and as part of our strict confidentiality policy, Green Scientific Labs can only discuss results with the original client of record.

CERTIFICATE OF ANALYSIS



Order #: 30089
 Order Name: Koi Watermelon
 Green Apple Sour 500 mg
 Batch#: 9100JA500
 Completed: 05/02/2019



Koi CBD LLC
 14631 Best Ave
 Norwalk California, 90650
 (877) 774-4779
 thinh@koicbd.com



PESTICIDE ANALYSIS:

GC QQQ - Shimadzu GCMS-TQ8040

Pesticide	Action Level (ppm)	Results (ppm)	LOQ (ppm)	LOD (ppm)
ABAMECTIN B1A	0.100	N/D	0.003	0.001
ACEPHATE	0.100	N/D	0.003	0.001
ACEQUINOCYL	0.100	N/D	0.003	0.001
ACETAMIPRID	0.100	N/D	0.003	0.001
ALDICARB	0.100	N/D	0.003	0.001
AZOXYSTROBIN	0.100	N/D	0.003	0.001
BIFENAZATE	0.100	N/D	0.003	0.001
BIFENTHRIN	3.000	N/D	0.003	0.001
BOSCALID	0.100	N/D	0.003	0.001
CAPTAN	0.700	N/D	0.003	0.001
CARBARYL	0.500	N/D	0.003	0.001
CARBOFURAN	0.100	N/D	0.003	0.001
CHLORANTRANILIPROLE	10.000	N/D	0.003	0.001
CHLORDANE	0.100	N/D	0.003	0.001
CHLORFENAPYR	0.100	N/D	0.003	0.001
CHLORPYRIFOS	0.100	N/D	0.003	0.001
CLOFENTEZINE	0.100	N/D	0.003	0.001
COUMAPHOS	0.100	N/D	0.003	0.001
CYFLUTHRIN	2.000	N/D	0.003	0.001
CYPERMETHRIN	1.000	N/D	0.003	0.001
DAMINOZIDE	0.100	N/D	0.003	0.001
DIAZANON	0.100	N/D	0.003	0.001
DICHLORVOS	0.100	N/D	0.003	0.001
DIMETHOATE	0.100	N/D	0.003	0.001
DIMETHOMORPH	2.000	N/D	0.003	0.001
ETHOPROPHOS	0.100	N/D	0.003	0.001
ETOFENPROX	0.100	N/D	0.003	0.001
ETOXAZOLE	0.100	N/D	0.003	0.001
FENHEXAMID	0.100	N/D	0.003	0.001
FENOXYCARB	0.100	N/D	0.003	0.001
FENPYROXIMATE	0.100	N/D	0.003	0.001
FIPRONIL	0.100	N/D	0.003	0.001
FLONICAMID	0.100	N/D	0.003	0.001

PESTICIDE ANALYSIS:

GC QQQ - Shimadzu LCMS-8060

Pesticide	Action Level (ppm)	Results (ppm)	LOQ (ppm)	LOD (ppm)
FLUDIOXONIL	0.100	N/D	0.003	0.001
HEXYTHIAZOX	0.100	N/D	0.003	0.001
IMAZALIL	0.100	N/D	0.003	0.001
IMIDACLOPRID	5.000	N/D	0.003	0.001
KRESOXIM-METHYL	0.100	N/D	0.003	0.001
MALATHION	0.500	N/D	0.003	0.001
METALAXYL	2.000	N/D	0.003	0.001
METHIACARB	0.100	N/D	0.003	0.001
METHOMYL	1.000	N/D	0.003	0.001
MEVINPHOS	0.100	N/D	0.003	0.001
MYCLOBUTANIL	0.100	N/D	0.003	0.001
NALED	0.100	N/D	0.003	0.001
OXAMYL	0.500	N/D	0.003	0.001
PACLOBUTRAZOL	0.100	N/D	0.003	0.001
PARATHION-METHYL	0.100	N/D	0.003	0.001
PENTACHLORONITROBENZENE	0.100	N/D	0.003	0.001
PERMETHRINS	0.500	N/D	0.003	0.001
PHOSMET	0.100	N/D	0.003	0.001
PIPERONYL BUTOXIDE	3.000	N/D	0.003	0.001
PRALLETHRIN	0.100	N/D	0.003	0.001
PROPICONAZOLE	0.100	N/D	0.003	0.001
PROPOXUR	0.100	N/D	0.003	0.001
PYRETHRINS (PYRETHRIN I)	0.500	N/D	0.003	0.001
PYRIDABEN	0.100	N/D	0.003	0.001
SPINETORAM	0.100	N/D	0.003	0.001
SPINOSAD	0.100	N/D	0.003	0.001
SPIROMESIFEN	0.100	N/D	0.003	0.001
SPIROTETRAMAT	0.100	N/D	0.003	0.001
SPIROXAMINE	0.100	N/D	0.003	0.001
TEBUCONAZOLE	0.100	N/D	0.003	0.001
THIACLOPRID	0.100	N/D	0.003	0.001
THIAMETHOXAM	5.000	N/D	0.003	0.001
TRIFLOXYSTROBIN	0.100	N/D	0.003	0.001

N/D = Not Detected, B/LOQ = Below LOQ Level, B/LOD = Below LOD Level



4001 SW 47th Avenue Suite 207
 Davie, FL 33314
 1-833-TEST-CBD
 info@greenscientificlabs.com



Dylan Swart, Lab Director

Green Scientific Labs uses its best efforts to deliver high quality results and to verify that the data contained therein are based on sound scientific judgment and levels listed are guidelines only and all data was reported based on standard laboratory procedures and deviations. However Green Scientific Labs makes no warranties or claims to that effect and further shall not be liable for any damage or misrepresentation that may result from the use or misuse of the data contained herein in any way. Further, Green Scientific Labs makes no claims regarding representations of the analyzed sample to the larger batch from which it was taken. Data and information in this report are intended solely for the individual(s) for whom samples were submitted and as part of our strict confidentiality policy, Green Scientific Labs can only discuss results with the original client of record.

CERTIFICATE OF ANALYSIS



Order #: 30089
Order Name: Koi Watermelon
Green Apple Sour 500 mg
Batch#: 9100JA500
Completed: 05/02/2019



Koi CBD LLC
14631 Best Ave
Norwalk California, 90650
(877) 774-4779
thinh@koicbd.com



RESIDUAL SOLVENTS:

GC-Headspace - Shimadzu GCMS QP2020 with HS20

Residual Solvent	Action Level (ppm)	Results (ppm)
ACETONE	5,000.000	N/D
ACETONITRILE	410.000	N/D
BENZENE	1.000	N/D
BUTANE	5,000.000	N/D
CHLOROFORM	1.000	N/D
DICHLOROETHANE	1.000	N/D
DICHLOROMETHANE	1.000	N/D
ETHANOL	5,000.000	N/D
ETHYL ACETATE	5,000.000	N/D
ETHYL ETHER	5,000.000	N/D
ISOPROPYL ALCOHOL	5,000.000	N/D
METHANOL	3,000.000	N/D
N-HEPTANE	5,000.000	N/D
N-HEXANE	290.000	N/D
PENTANE	5,000.000	N/D
PROPANE	5,000.000	N/D
TOLUENE	890.000	N/D
TRICHLOROETHANE	1.000	N/D
XYLENES	2,170.000	N/D



4001 SW 47th Avenue Suite 207
Davie, FL 33314
1-833-TEST-CBD
info@greenscientificlabs.com




Dylan Swart, Lab Director

Green Scientific Labs uses its best efforts to deliver high quality results and to verify that the data contained therein are based on sound scientific judgment and levels listed are guidelines only and all data was reported based on standard laboratory procedures and deviations. However Green Scientific Labs makes no warranties or claims to that effect and further shall not be liable for any damage or misrepresentation that may result from the use or misuse of the data contained herein in any way. Further, Green Scientific Labs makes no claims regarding representations of the analyzed sample to the larger batch from which it was taken. Data and information in this report are intended solely for the individual(s) for whom samples were submitted and as part of our strict confidentiality policy, Green Scientific Labs can only discuss results with the original client of record.

CERTIFICATE OF ANALYSIS



Order #: 30089
Order Name: Koi Watermelon
Green Apple Sour 500 mg
Batch#: 9100JA500
Completed: 05/02/2019



Koi CBD LLC
14631 Best Ave
Norwalk California, 90650
(877) 774-4779
thin@koicbd.com



Mycotoxin Analysis:

LC-MS - Shimadzu LCMS-8060

Analyte	Action Lvl (ppb)	Results (ppb)
AFLATOXIN B1	20.000	N/D
AFLATOXIN B2	20.000	N/D
AFLATOXIN G1	20.000	N/D
AFLATOXIN G2	20.000	N/D
OCHRATOXIN A	20.000	N/D

Heavy Metals Analysis:

ICP-MS - Shimadzu ICPMS-2030

Metal	Action Level (ppb)	Result (ppb)
ARSENIC (AS)	200.000	< LOQ
CADMIUM (CD)	200.000	< LOQ
MERCURY (HG)	100.000	20.700
LEAD (PB)	500.000	< LOQ

*Lower Limit of Quantitation (LOQ) is 1 ppb

Microbial Analysis:

PCR - Agilent AriaMX

Test	Test Method Used	Device Used	LOD	Allowable Amount	Actual Result	Pass/Fail
STEC E. COLI*	USP 61/62†	ARIAMX PCR	2 COPIES OF DNA	PRESENCE / ABSENT	BELOW LOD	PASS
SALMONELLA*	USP 61/62†	ARIAMX PCR	5 COPIES OF DNA	PRESENCE / ABSENT	BELOW LOD	PASS
ASPERGILLUS	USP 61/62†	ARIAMX PCR	ASP_LOD***	PRESENCE / ABSENT	BELOW LOD	PASS
YEAST AND MOLD	USP 61/62†	ARIAMX PCR	363.05518 CFU/G**	1,000	BELOW THRESHOLD	PASS
TOTAL AEROBIC BACTERIA	USP 61/62†	ARIAMX PCR	0.25316 CFU/G**	10,000	BELOW THRESHOLD	PASS
COLIFORM	USP 61/62†	ARIAMX PCR	3.41539 CFU/G**	100	BELOW THRESHOLD	PASS
ENTEROBACTERIACEAE	USP 61/62†	ARIAMX PCR	0.32951 CFU/G**	100	BELOW THRESHOLD	PASS

† USP 61 (enumeration of bacteria TAC, TYM, and ENT/Coliform), USP 62 (identifying specific species E.coli Aspergillus etc)

* STEC and Salmonella run as Multiplex

** CFU/g Calculation based on Select Category Type Gummy MIP/Extract Flower matrix

*** Flavis = 2 Copies of DNA / Fumigatis = 2 Copies of DNA Niger = 20 Copies of DNA / Terrus = 10 copies of DNA

Filth and Foreign Materials Analysis:

Microscope - Amscope Simul-Focal Trinocular Stereo Zoom Microscope

No foreign materials detected.



4001 SW 47th Avenue Suite 207
Davie, FL 33314
1-833-TEST-CBD
info@greenscientificlabs.com



Dylan Swart, Lab Director

Green Scientific Labs uses its best efforts to deliver high quality results and to verify that the data contained therein are based on sound scientific judgment and levels listed are guidelines only and all data was reported based on standard laboratory procedures and deviations. However Green Scientific Labs makes no warranties or claims to that effect and further shall not be liable for any damage or misrepresentation that may result from the use or misuse of the data contained herein in any way. Further, Green Scientific Labs makes no claims regarding representations of the analyzed sample to the larger batch from which it was taken. Data and information in this report are intended solely for the individual(s) for whom samples were submitted and as part of our strict confidentiality policy, Green Scientific Labs can only discuss results with the original client of record.

Vanilla Caramel Custard 500mg CBD

Sample ID: 1810CSALA1058.3633
Strain: Vanilla Caramel Custard 500mg
Matrix: Ingestible
Type: Tincture
Sample Size: 1 units; Batch: 0 units

Produced: N/A
Collected: 10/05/2018
Received: 10/05/2018
Completed: 10/12/2018
Batch#: 8276GO500

Client
Koi CBD
Lic. #
14631 Best Ave
Norwalk, CA 90650



Summary

Pass

492.9652 mg/unit Total Cannabinoids	Pass Pesticides	Pass Residual Solvents
Pass Microbials	Pass SOP-001 Foreign Matter	Not Tested Heavy Metals

Cannabinoids

Testing method: HPLC-SOP 101

Analyte	LOD		LOQ		Mass	
	mg/unit	mg/unit	mg/unit	mg/unit	mg/unit	mg/g
THCa	0.0131	0.0327	ND	ND	ND	ND
Δ9-THC	0.0098	0.0327	ND	ND	ND	ND
Δ8-THC	0.0163	0.0654	ND	ND	ND	ND
THCV	0.0196	0.0654	ND	ND	ND	ND
CBDa	0.0131	0.0327	ND	ND	ND	ND
CBD	0.0098	0.0327	491.9845	15.0500	491.9845	15.0500
CBDV	0.0229	0.0654	0.9807	0.0300	0.9807	0.0300
CBN	0.0065	0.0327	ND	ND	ND	ND
CBGa	0.0196	0.0654	ND	ND	ND	ND
CBG	0.0196	0.0654	ND	ND	ND	ND
CBC	0.0065	0.0327	ND	ND	ND	ND
Total			492.9652	15.0800		

Complete

ND
Total THC

491.9845 mg/unit
Total CBD

1 Unit = , 32.69g

Terpenes

Testing method: HSGCMS-SOP 201

Analyte	LOD	LOQ	Mass	Mass
---------	-----	-----	------	------

Date Tested: 10/11/2018

Total THC = THCa * 0.877 + d9-THC

Total CBD = CBDa * 0.877 + CBD

LOQ = Limit of Quantitation; LOD = Limit of Detection; NT = Not Tested; ND = Not Detected.
The reported result is based on a sample weight with the applicable moisture content for that sample;

NT
Moisture
SOP-103

NT
Water Activity
SOP-102



ISO / IEC 17025:2017 ACCREDITED LABORATORY
Accreditation No. 73653

IAF

Inibong Afia
Executive Lab Director
10/12/2018

Confident Cannabis
All Rights Reserved
support@confidentcannabis.com
(866) 506-5866
www.confidentcannabis.com



Vanilla Caramel Custard 500mg CBD

Sample ID: 1810CSALA1058.3633
 Strain: Vanilla Caramel Custard 500mg
 Matrix: Ingestible
 Type: Tincture
 Sample Size: 1 units; Batch: 0 units

Produced: N/A
 Collected: 10/05/2018
 Received: 10/05/2018
 Completed: 10/12/2018
 Batch#: 8276GO500

Client
Koi CBD
 Lic. #
 14631 Best Ave
 Norwalk, CA 90650

Pesticides

Test Method: LCMS & GCMS-SOP 301

Pass

Analyte	LOD	LOQ	Limit	Mass	Status	Analyte	LOD	LOQ	Limit	Mass	Status
	PPM	PPM	PPM	PPM			PPM	PPM	PPM	PPM	
Abamectin	0.005	0.100	0.300	ND	Pass	Fludioxonil	0.001	0.100	30.000	ND	Pass
Acephate	0.000	0.100	5.000	ND	Pass	Hexythiazox	0.000	0.100	2.000	ND	Pass
Acequinocyl	0.000	0.100	4.000	ND	Pass	Imazalil	0.100	0.100	0.100	ND	Pass
Acetamiprid	0.000	0.100	5.000	ND	Pass	Imidacloprid	0.001	0.100	3.000	ND	Pass
Aldicarb	0.100	0.100	0.100	ND	Pass	Kresoxim Methyl	0.003	0.100	1.000	ND	Pass
Azoxystrobin	0.000	0.100	40.000	ND	Pass	Malathion	0.001	0.100	5.000	ND	Pass
Bifenazate	0.000	0.100	5.000	ND	Pass	Metalaxyl	0.001	0.100	15.000	ND	Pass
Bifenthrin	0.000	0.100	0.500	ND	Pass	Methiocarb	0.100	0.100	0.100	ND	Pass
Boscalid	0.001	0.100	10.000	ND	Pass	Methomyl	0.001	0.100	0.100	ND	Pass
Captan	0.001	0.100	5.000	ND	Pass	Methyl Parathion	0.100	0.100	0.100	ND	Pass
Carbaryl	0.001	0.100	0.500	ND	Pass	Mevinphos	0.100	0.100	0.100	ND	Pass
Carbofuran	0.100	0.100	0.100	ND	Pass	Myclobutanil	0.004	0.100	9.000	ND	Pass
Chlorantraniliprole	0.001	0.100	40.000	ND	Pass	Naled	0.004	0.100	0.500	ND	Pass
Chlordane	0.100	0.100	0.100	ND	Pass	Oxamyl	0.000	0.100	0.200	ND	Pass
Chlorfenapyr	0.100	0.100	0.100	ND	Pass	Paclbutrazol	0.100	0.100	0.100	ND	Pass
Chlorpyrifos	0.100	0.100	0.100	ND	Pass	Pentachloronitrobenzene	0.000	0.100	0.200	ND	Pass
Clofentezine	0.001	0.100	0.500	ND	Pass	Permethrin	0.001	0.100	20.000	ND	Pass
Coumaphos	0.100	0.100	0.100	ND	Pass	Phosmet	0.000	0.100	0.200	ND	Pass
Cyfluthrin	0.001	0.100	1.000	ND	Pass	Piperonyl Butoxide	0.001	0.100	3.000	ND	Pass
Cypermethrin	0.000	0.100	1.000	ND	Pass	Prallethrin	0.000	0.100	0.400	ND	Pass
Daminozide	0.100	0.100	0.100	ND	Pass	Propiconazole	0.000	0.100	20.000	ND	Pass
DDVP	0.100	0.100	0.100	ND	Pass	Propoxur	0.100	0.100	0.100	ND	Pass
Diazinon	0.001	0.100	0.200	ND	Pass	Pyrethrins	0.000	0.100	1.000	ND	Pass
Dimethoate	0.100	0.100	0.100	ND	Pass	Pyridaben	0.001	0.100	3.000	ND	Pass
Dimethomorph	0.001	0.100	20.000	ND	Pass	Spinetoram	0.001	0.100	3.000	ND	Pass
Ethoprophos	0.100	0.100	0.100	ND	Pass	Spinosad	0.000	0.100	3.000	ND	Pass
Etofenprox	0.100	0.100	0.100	ND	Pass	Spiromesifen	0.001	0.100	12.000	ND	Pass
Etoazole	0.010	0.100	1.500	ND	Pass	Spirotetramat	0.000	0.100	13.000	ND	Pass
Fenhexamid	0.001	0.100	10.000	ND	Pass	Spiroxamine	0.100	0.100	0.100	ND	Pass
Fenoxycarb	0.100	0.100	0.100	ND	Pass	Tebuconazole	0.002	0.100	2.000	ND	Pass
Fenpyroximate	0.001	0.100	2.000	ND	Pass	Thiacloprid	0.100	0.100	0.100	ND	Pass
Fipronil	0.100	0.100	0.100	ND	Pass	Thiamethoxam	0.000	0.100	4.500	ND	Pass
Fonicamid	0.001	0.100	2.000	ND	Pass	Trifloxystrobin	0.001	0.100	30.000	ND	Pass

Date Tested: 10/12/2018

LOQ = Limit of Quantitation; LOD = Limit of Detection; NT = Not Tested; ND = Not Detected.



ISO / IEC 17025:2017 ACCREDITED LABORATORY
 Accreditation No. 73653

Iniobong Afia
 Executive Lab Director
 10/12/2018

Confident Cannabis
 All Rights Reserved
 support@confidentcannabis.com
 (866) 506-5866
 www.confidentcannabis.com



Vanilla Caramel Custard 500mg CBD

Sample ID: 1810CSALA1058.3633	Produced: N/A	Client
Strain: Vanilla Caramel Custard 500mg	Collected: 10/05/2018	Koi CBD
Matrix: Ingestible	Received: 10/05/2018	Lic. #
Type: Tincture	Completed: 10/12/2018	14631 Best Ave
Sample Size: 1 units; Batch: 0 units	Batch#: 8276GO500	Norwalk, CA 90650

Microbials

	Analyte	Presence	Status
Pass	Aspergillus flavus	Not Detected	Pass
Test Method: PCR-SOP 401	Aspergillus fumigatus	Not Detected	Pass
	Aspergillus niger	Not Detected	Pass
	Aspergillus terreus	Not Detected	Pass
	Shiga toxin-producing E. Coli	Not Detected	Pass
	Salmonella	Not Detected	Pass

LOQ = Limit of Quantitation; LOD = Limit of Detection; NT = Not Tested; ND = Not Detected.

Solvents

	Analyte	LOD	LOQ	Limit	Units	Status
Pass		PPM	PPM	PPM	PPM	
Test Method: HSGCMS-SOP 202	1,2-Dichloro-Ethane	0.100	30.000	0.100	ND	Pass
	Acetone	3.800	250.000	500.000	ND	Pass
	Acetonitrile	0.500	1.000	410.000	ND	Pass
	Benzene	0.000	12.000	0.000	ND	Pass
	Butane	0.800	2500.000	5000.000	ND	Pass
	Chloroform	0.100	360.000	0.100	ND	Pass
	Ethanol	3.800	2500.000	5000.000	ND	Pass
	Ethyl-Acetate	3.800	2500.000	5000.000	<LOQ	Pass
	Ethyl-Ether	3.400	2500.000	5000.000	ND	Pass
	Ethylene Oxide	0.200	300.000	0.200	ND	Pass
	Heptane	4.500	2500.000	5000.000	ND	Pass
	Isopropanol	4.600	100.000	5000.000	<LOD	Pass
	Methanol	5.300	200.000	3000.000	ND	Pass
	Methylene-Chloride	0.900	2500.000	0.900	ND	Pass
	n-Hexane	0.400	70.000	290.000	ND	Pass
	Pentane	3.900	2500.000	5000.000	ND	Pass
	Propane	0.300	2500.000	5000.000	ND	Pass
	Toluene	1.700	30.000	890.000	ND	Pass
	Trichloroethene	0.100	480.000	0.100	ND	Pass
	Xylenes	2.400	10.000	2170.000	ND	Pass

LOQ = Limit of Quantitation; LOD = Limit of Detection; NT = Not Tested; ND = Not Detected.



ISO / IEC 17025:2017 ACCREDITED LABORATORY
 Accreditation No. 73653

Inibong Afia
 Executive Lab Director
 10/12/2018

Confident Cannabis
 All Rights Reserved
support@confidentcannabis.com
 (866) 506-5866
www.confidentcannabis.com



Pink Lemonade 500mg CBD

Sample ID: 1810CSALA1058.3631
Strain: Pink Lemonade 500mg CBD
Matrix: Ingestible
Type: Tincture
Sample Size: 1 units; Batch: 0 units

Produced: N/A
Collected: 10/05/2018
Received: 10/05/2018
Completed: 10/12/2018
Batch#: 8276PI500

Client
Koi CBD
Lic. #
14631 Best Ave
Norwalk, CA 90650



Summary

Pass

502.6050 mg/unit Total Cannabinoids	Pass Pesticides	Pass Residual Solvents
Pass Microbials	Pass SOP-001 Foreign Matter	Not Tested Heavy Metals

Cannabinoids

Testing method: HPLC-SOP 101

Analyte	LOD	LOQ	Mass	Mass
	mg/unit	mg/unit	mg/unit	mg/g
THCa	0.0131	0.0329	ND	ND
Δ9-THC	0.0099	0.0329	ND	ND
Δ8-THC	0.0164	0.0657	ND	ND
THCV	0.0197	0.0657	ND	ND
CBDa	0.0131	0.0329	ND	ND
CBD	0.0099	0.0329	500.9625	15.2500
CBDV	0.0230	0.0657	1.6425	0.0500
CBN	0.0066	0.0329	ND	ND
CBGa	0.0197	0.0657	ND	ND
CBG	0.0197	0.0657	NR	NR
CBC	0.0066	0.0329	ND	ND
Total			502.6050	15.3000

Complete

Terpenes

Testing method: HSGCMS-SOP 201

Analyte	LOD	LOQ	Mass	Mass
---------	-----	-----	------	------

ND
Total THC

500.9625 mg/unit
Total CBD

1 Unit = , 32.85g

NT
Moisture
SOP-103

NT
Water Activity
SOP-102

Date Tested: 10/11/2018

Total THC = THCa * 0.877 + d9-THC

Total CBD = CBDa * 0.877 + CBD

LOQ = Limit of Quantitation; LOD = Limit of Detection; NT = Not Tested; ND = Not Detected.
The reported result is based on a sample weight with the applicable moisture content for that sample;



ISO / IEC 17025:2017 ACCREDITED LABORATORY
Accreditation No. 73653

I.A.

Inibong Afia
Executive Lab Director
10/12/2018

Confident Cannabis
All Rights Reserved
support@confidentcannabis.com
(866) 506-5866
www.confidentcannabis.com



Pink Lemonade 500mg CBD

Sample ID: 1810CSALA1058.3631
 Strain: Pink Lemonade 500mg CBD
 Matrix: Ingestible
 Type: Tincture
 Sample Size: 1 units; Batch: 0 units

Produced: N/A
 Collected: 10/05/2018
 Received: 10/05/2018
 Completed: 10/12/2018
 Batch#: 8276PI500

Client
Koi CBD
 Lic. #
 14631 Best Ave
 Norwalk, CA 90650

Pesticides

Test Method: LCMS & GCMS-SOP 301

Pass

Analyte	LOD	LOQ	Limit	Mass	Status	Analyte	LOD	LOQ	Limit	Mass	Status
	PPM	PPM	PPM	PPM			PPM	PPM	PPM	PPM	
Abamectin	0.005	0.100	0.300	ND	Pass	Fludioxonil	0.001	0.100	30.000	ND	Pass
Acephate	0.000	0.100	5.000	ND	Pass	Hexythiazox	0.000	0.100	2.000	ND	Pass
Acequinocyl	0.000	0.100	4.000	ND	Pass	Imazalil	0.100	0.100	0.100	ND	Pass
Acetamiprid	0.000	0.100	5.000	ND	Pass	Imidacloprid	0.001	0.100	3.000	ND	Pass
Aldicarb	0.100	0.100	0.100	ND	Pass	Kresoxim Methyl	0.003	0.100	1.000	ND	Pass
Azoxystrobin	0.000	0.100	40.000	<LOQ	Pass	Malathion	0.001	0.100	5.000	ND	Pass
Bifenazate	0.000	0.100	5.000	ND	Pass	Metalaxyl	0.001	0.100	15.000	ND	Pass
Bifenthrin	0.000	0.100	0.500	ND	Pass	Methiocarb	0.100	0.100	0.100	ND	Pass
Boscalid	0.001	0.100	10.000	ND	Pass	Methomyl	0.001	0.100	0.100	ND	Pass
Captan	0.001	0.100	5.000	ND	Pass	Methyl Parathion	0.100	0.100	0.100	ND	Pass
Carbaryl	0.001	0.100	0.500	ND	Pass	Mevinphos	0.100	0.100	0.100	ND	Pass
Carbofuran	0.100	0.100	0.100	ND	Pass	Myclobutanil	0.004	0.100	9.000	ND	Pass
Chlorantraniliprole	0.001	0.100	40.000	ND	Pass	Naled	0.004	0.100	0.500	ND	Pass
Chlordane	0.100	0.100	0.100	ND	Pass	Oxamyl	0.000	0.100	0.200	ND	Pass
Chlorfenapyr	0.100	0.100	0.100	ND	Pass	Paclbutrazol	0.100	0.100	0.100	ND	Pass
Chlorpyrifos	0.100	0.100	0.100	ND	Pass	Pentachloronitrobenzene	0.000	0.100	0.200	ND	Pass
Clofentezine	0.001	0.100	0.500	ND	Pass	Permethrin	0.001	0.100	20.000	ND	Pass
Coumaphos	0.100	0.100	0.100	ND	Pass	Phosmet	0.000	0.100	0.200	ND	Pass
Cyfluthrin	0.001	0.100	1.000	ND	Pass	Piperonyl Butoxide	0.001	0.100	3.000	ND	Pass
Cypermethrin	0.000	0.100	1.000	ND	Pass	Prallethrin	0.000	0.100	0.400	ND	Pass
Daminozide	0.100	0.100	0.100	ND	Pass	Propiconazole	0.000	0.100	20.000	ND	Pass
DDVP	0.100	0.100	0.100	ND	Pass	Propoxur	0.100	0.100	0.100	ND	Pass
Diazinon	0.001	0.100	0.200	ND	Pass	Pyrethrins	0.000	0.100	1.000	ND	Pass
Dimethoate	0.100	0.100	0.100	ND	Pass	Pyridaben	0.001	0.100	3.000	ND	Pass
Dimethomorph	0.001	0.100	20.000	ND	Pass	Spinetoram	0.001	0.100	3.000	ND	Pass
Ethoprophos	0.100	0.100	0.100	ND	Pass	Spinosad	0.000	0.100	3.000	ND	Pass
Etofenprox	0.100	0.100	0.100	ND	Pass	Spiromesifen	0.001	0.100	12.000	ND	Pass
Etoazole	0.010	0.100	1.500	ND	Pass	Spirotetramat	0.000	0.100	13.000	ND	Pass
Fenhexamid	0.001	0.100	10.000	ND	Pass	Spiroxamine	0.100	0.100	0.100	ND	Pass
Fenoxycarb	0.100	0.100	0.100	ND	Pass	Tebuconazole	0.002	0.100	2.000	ND	Pass
Fenpyroximate	0.001	0.100	2.000	ND	Pass	Thiacloprid	0.100	0.100	0.100	ND	Pass
Fipronil	0.100	0.100	0.100	ND	Pass	Thiamethoxam	0.000	0.100	4.500	ND	Pass
Fonicamid	0.001	0.100	2.000	ND	Pass	Trifloxystrobin	0.001	0.100	30.000	ND	Pass

Date Tested: 10/12/2018

LOQ = Limit of Quantitation; LOD = Limit of Detection; NT = Not Tested; ND = Not Detected.


 ISO / IEC 17025:2017 ACCREDITED LABORATORY
 Accreditation No. 73653

 Iniobong Afia
 Executive Lab Director
 10/12/2018

 Confident Cannabis
 All Rights Reserved
 support@confidentcannabis.com
 (866) 506-5866
 www.confidentcannabis.com


Pink Lemonade 500mg CBD

Sample ID: 1810CSALA1058.3631
Strain: Pink Lemonade 500mg CBD
Matrix: Ingestible
Type: Tincture
Sample Size: 1 units; Batch: 0 units

Produced: N/A
Collected: 10/05/2018
Received: 10/05/2018
Completed: 10/12/2018
Batch#: 8276PI500

Client
Koi CBD
Lic. #
 14631 Best Ave
 Norwalk, CA 90650

Microbials

	Analyte	Presence	Status
Pass Test Method: PCR-SOP 401	Aspergillus flavus	Not Detected	Pass
	Aspergillus fumigatus	Not Detected	Pass
	Aspergillus niger	Not Detected	Pass
	Aspergillus terreus	Not Detected	Pass
	Shiga toxin-producing E. Coli	Not Detected	Pass
	Salmonella	Not Detected	Pass

LOQ = Limit of Quantitation; LOD = Limit of Detection; NT = Not Tested; ND = Not Detected.

Solvents

	Analyte	LOD	LOQ	Limit	Units	Status
		PPM	PPM	PPM	PPM	
Pass Test Method: HSGCMS-SOP 202	1,2-Dichloro-Ethane	0.100	30.000	0.100	ND	Pass
	Acetone	3.800	250.000	500.000	ND	Pass
	Acetonitrile	0.500	1.000	410.000	ND	Pass
	Benzene	0.000	12.000	0.000	ND	Pass
	Butane	0.800	2500.000	5000.000	ND	Pass
	Chloroform	0.100	360.000	0.100	ND	Pass
	Ethanol	3.800	2500.000	5000.000	ND	Pass
	Ethyl-Acetate	3.800	2500.000	5000.000	<LOQ	Pass
	Ethyl-Ether	3.400	2500.000	5000.000	ND	Pass
	Ethylene Oxide	0.200	300.000	0.200	ND	Pass
	Heptane	4.500	2500.000	5000.000	ND	Pass
	Isopropanol	4.600	100.000	5000.000	ND	Pass
	Methanol	5.300	200.000	3000.000	<LOD	Pass
	Methylene-Chloride	0.900	2500.000	0.900	ND	Pass
	n-Hexane	0.400	70.000	290.000	ND	Pass
	Pentane	3.900	2500.000	5000.000	ND	Pass
	Propane	0.300	2500.000	5000.000	ND	Pass
	Toluene	1.700	30.000	890.000	ND	Pass
	Trichloroethene	0.100	480.000	0.100	ND	Pass
	Xylenes	2.400	10.000	2170.000	ND	Pass

LOQ = Limit of Quantitation; LOD = Limit of Detection; NT = Not Tested; ND = Not Detected.



ISO / IEC 17025:2017 ACCREDITED LABORATORY
 Accreditation No. 73653

Inibong Afia
 Executive Lab Director
 10/12/2018

Confident Cannabis
 All Rights Reserved
 support@confidentcannabis.com
 (866) 506-5866
 www.confidentcannabis.com



CERTIFICATE OF ANALYSIS



Order #: 30833
Order Name: Koi Strawberry Milkshake 500 mg
Batch#: 9107RE500
Received: 05/09/2019
Completed: 05/14/2019



Koi CBD LLC
 14631 Best Ave
 Norwalk California, 90650
 (877) 774-4779
 tinh@koicbd.com



Sample



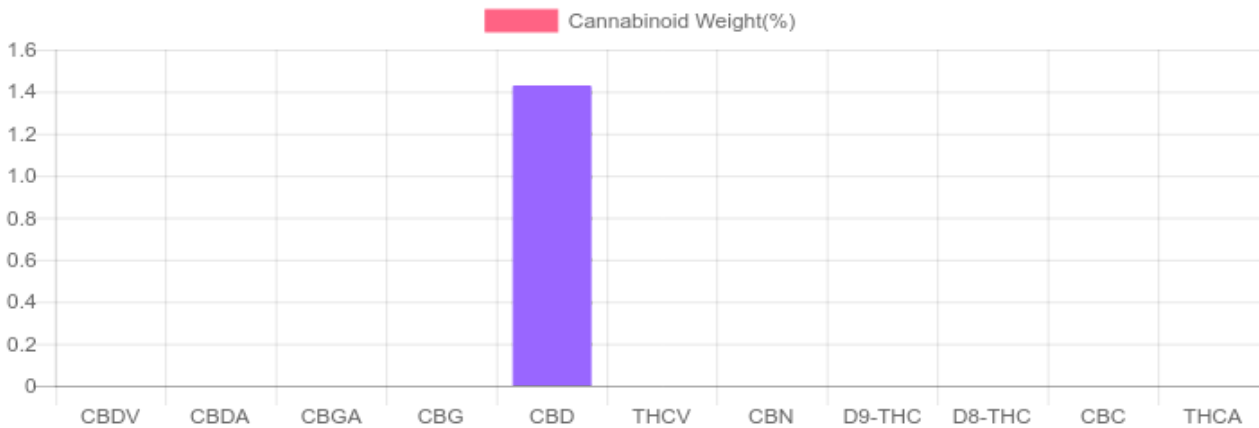
0.000%
 D9-THC

1.429%
 Total CBD

Cannabinoids Test

GSL SOP 400 **PREPARED:** 05/13/2019 16:18:35 **UPLOADED:** 05/14/2019 16:43:45

cannabinoids		weight(%)	mg/g
DELTA-9-TETRAHYDROCANNABINOL	D9-THC	N/D	N/D
TETRAHYDROCANNABINOLIC ACID	THCA	N/D	N/D
CANNABIDIOL	CBD	1.429%	14.294
CANNABIDIOLIC ACID	CBDA	N/D	N/D
CANNABIDIVARIN	CBDV	0.000	0.005
CANNABICHROMENE	CBC	N/D	N/D
CANNABINOL	CBN	N/D	N/D
CANNABIGEROL	CBG	N/D	N/D
CANNABIGEROLIC ACID	CBGA	N/D	N/D
DELTA-8-TETRAHYDROCANNABINOL	D8-THC	N/D	N/D
TETRAHYDROCANNABIVARIN	THCV	N/D	N/D
TOTAL D9-THC		N/D	N/D
TOTAL CBD*		1.429%	14.294
TOTAL CANNABINOIDS		1.430%	14.300



Reporting Limit 10 ppm
 *Total CBD = CBD + CBDA x 0.877


Notes

Approximately 501.9mg cannabinoids per 30mL



4001 SW 47th Avenue Suite 207
 Davie, FL 33314
 1-833-TEST-CBD
 info@greenscientificlabs.com




 Dylan Swart, Lab Director

Green Scientific Labs uses its best efforts to deliver high quality results and to verify that the data contained therein are based on sound scientific judgment and levels listed are guidelines only and all data was reported based on standard laboratory procedures and deviations. However Green Scientific Labs makes no warranties or claims to that effect and further shall not be liable for any damage or misrepresentation that may result from the use or misuse of the data contained herein in any way. Further, Green Scientific Labs makes no claims regarding representations of the analyzed sample to the larger batch from which it was taken. Data and information in this report are intended solely for the individual(s) for whom samples were submitted and as part of our strict confidentiality policy, Green Scientific Labs can only discuss results with the original client of record.

CERTIFICATE OF ANALYSIS



Order #: 30833
Order Name: Koi Strawberry
Milkshake 500 mg
Batch#: 9107RE500
Received: 05/09/2019
Completed: 05/14/2019



Koi CBD LLC
14631 Best Ave
Norwalk California, 90650
(877) 774-4779
thin@koicbd.com




TERPENES: TOTAL (0.002%)

Headspace GCMS - Shimadzu GCMS QP2020 with HS20

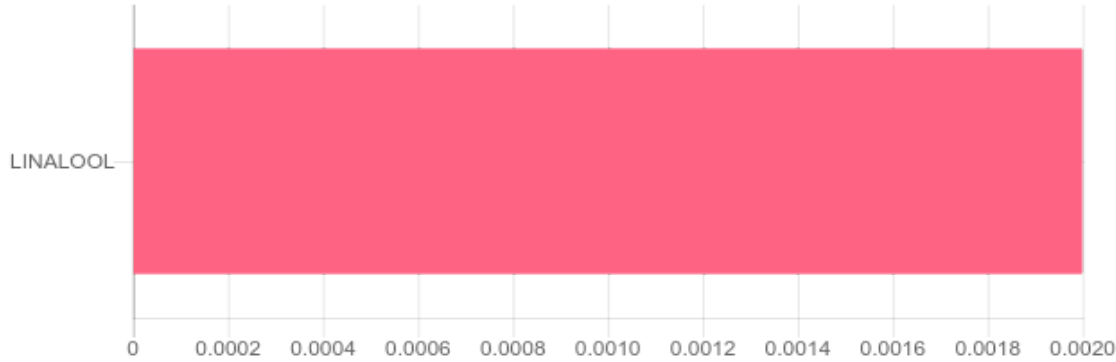
GSL SOP 404
Prepared: 05/13/2019 23:38:35
Uploaded: 05/13/2019 22:43:29

Terpene	Results (%)	LOQ (%)	LOD (%)
LINALOOL	B/LOQ	0.0067%	0.0063%

Terpenes Breakdown



Top Terpenes Results:



Tested for but not present:

(1R)-ENDO-(+)-FENCHYL ALCOHOL, 3-CARENE, ALPHA-BISABOLOL, ALPHA-CEDRENE, ALPHA-PINENE, ALPHA-TERPINENE, ALPHA-PHELLANDRENE, BETA-MYRCENE, BETA-PINENE, BORNEOL (MIX OF ISOMERS), CAMPHENE, CAMPHOR, CAMPHOR (MIX OF ISOMERS), CARYOPHYLLENE, CARYOPHYLLENE OXIDE, CEDROL, CIS-BETA-OCIMENE, CIS-NEROLIDOL, EUCALYPTOL, FENCHONE, FENCHONE (ISOMER), GAMMA-TERPINEOL, GAMMA-TERPINENE, GERANIOL, GERANYL ACETATE, GUAJOL, HUMULENE, ISOBORNEOL, ISOPULEGOL, LIMONENE, MENTHOL, NEROL, PULEGONE, SABINENE, SABINENE HYDRATE, TERPINEOL (MIX OF ISOMERS), TERPINOLENE, TRANS-BETA-OCIMENE, TRANS-NEROLIDOL, VALENCENE



4001 SW 47th Avenue Suite 207
Davie, FL 33314
1-833-TEST-CBD
info@greenscientificlabs.com



Dylan Swart, Lab Director

Green Scientific Labs uses its best efforts to deliver high quality results and to verify that the data contained therein are based on sound scientific judgment and levels listed are guidelines only and all data was reported based on standard laboratory procedures and deviations. However Green Scientific Labs makes no warranties or claims to that effect and further shall not be liable for any damage or misrepresentation that may result from the use or misuse of the data contained herein in any way. Further, Green Scientific Labs makes no claims regarding representations of the analyzed sample to the larger batch from which it was taken. Data and information in this report are intended solely for the individual(s) for whom samples were submitted and as part of our strict confidentiality policy, Green Scientific Labs can only discuss results with the original client of record.

CERTIFICATE OF ANALYSIS



Order #: 30833
 Order Name: Koi Strawberry
 Milkshake 500 mg
 Batch#: 9107RE500
 Received: 05/09/2019
 Completed: 05/14/2019



Koi CBD LLC
 14631 Best Ave
 Norwalk California, 90650
 (877) 774-4779
 thinh@koicbd.com



PESTICIDE ANALYSIS:

GSL SOP 401

PREPARED: 05/09/2019 22:36:56

UPLOADED: 05/13/2019 17:22:46

GCMS-MS - Shimadzu GCMS-TQ8040

Pesticide	Action Level (ppm)	Results (ppm)	LOQ (ppm)	LOD (ppm)
CAPTAN	0.700	N/D	0.003	0.001
CHLORDANE	0.100	N/D	0.003	0.001
CHLORFENAPYR	0.100	N/D	0.003	0.001
COUMAPHOS	0.100	N/D	0.003	0.001

Pesticide	Action Level (ppm)	Results (ppm)	LOQ (ppm)	LOD (ppm)
CYFLUTHRIN	2.000	N/D	0.003	0.001
CYPERMETHRIN	1.000	N/D	0.003	0.001
PARATHION-METHYL	0.100	N/D	0.003	0.001
PENTACHLORONITROBENZENE	0.100	N/D	0.003	0.001

LCMS-MS - Shimadzu LCMS-8060

Pesticide	Action Level (ppm)	Results (ppm)	LOQ (ppm)	LOD (ppm)
ABAMECTIN B1A	0.100	N/D	0.003	0.001
ACEPHATE	0.100	N/D	0.003	0.001
ACEQUINOCYL	0.100	N/D	0.003	0.001
ACETAMIPRID	0.100	N/D	0.003	0.001
ALDICARB	0.100	N/D	0.003	0.001
AZOXYSTROBIN	0.100	N/D	0.003	0.001
BIFENAZATE	0.100	N/D	0.003	0.001
BIFENTHRIN	3.000	N/D	0.003	0.001
BOSCALID	0.100	N/D	0.003	0.001
CARBARYL	0.500	N/D	0.003	0.001
CARBOFURAN	0.100	N/D	0.003	0.001
CHLORANTRANILIPROLE	10.000	N/D	0.003	0.001
CHLORPYRIFOS	0.100	N/D	0.003	0.001
CLOFENTEZINE	0.100	N/D	0.003	0.001
DAMINOZIDE	0.100	N/D	0.003	0.001
DIAZANON	0.100	N/D	0.003	0.001
DICHLORVOS	0.100	N/D	0.003	0.001
DIMETHOATE	0.100	N/D	0.003	0.001
DIMETHOMORPH	2.000	N/D	0.003	0.001
ETHOPROPHOS	0.100	N/D	0.003	0.001
ETOFENPROX	0.100	N/D	0.003	0.001
ETOXAZOLE	0.100	N/D	0.003	0.001
FENHEXAMID	0.100	N/D	0.003	0.001
FENOXYCARB	0.100	N/D	0.003	0.001
FENPYROXIMATE	0.100	N/D	0.003	0.001
FIPRONIL	0.100	N/D	0.003	0.001
FLONICAMID	0.100	N/D	0.003	0.001
FLUDIOXONIL	0.100	N/D	0.003	0.001
HEXYTHIAZOX	0.100	N/D	0.003	0.001

Pesticide	Action Level (ppm)	Results (ppm)	LOQ (ppm)	LOD (ppm)
IMAZALIL	0.100	N/D	0.003	0.001
IMIDACLOPRID	5.000	N/D	0.003	0.001
KRESOXIM-METHYL	0.100	N/D	0.003	0.001
MALATHION	0.500	N/D	0.003	0.001
METALAXYL	2.000	N/D	0.003	0.001
METHIOCARB	0.100	N/D	0.003	0.001
METHOMYL	1.000	N/D	0.003	0.001
MEVINPHOS	0.100	N/D	0.003	0.001
MYCLOBUTANIL	0.100	N/D	0.003	0.001
NALED	0.100	N/D	0.003	0.001
OXAMYL	0.500	N/D	0.003	0.001
PACLOBUTRAZOL	0.100	N/D	0.003	0.001
PERMETHRINS	0.500	N/D	0.003	0.001
PHOSMET	0.100	N/D	0.003	0.001
PIPERONYL BUTOXIDE	3.000	N/D	0.003	0.001
PRALLETHRIN	0.100	N/D	0.003	0.001
PROPICONAZOLE	0.100	N/D	0.003	0.001
PROPOXUR	0.100	N/D	0.003	0.001
PYRETHRINS (PYRETHRIN I)	0.500	N/D	0.003	0.001
PYRIDABEN	0.100	N/D	0.003	0.001
SPINETORAM	0.100	N/D	0.003	0.001
SPINOSAD	0.100	N/D	0.003	0.001
SPIROMESIFEN	0.100	N/D	0.003	0.001
SPIROTETRAMAT	0.100	N/D	0.003	0.001
SPIROXAMINE	0.100	N/D	0.003	0.001
TEBUCONAZOLE	0.100	N/D	0.003	0.001
THIACLOPRID	0.100	N/D	0.003	0.001
THIAMETHOXAM	5.000	N/D	0.003	0.001
TRIFLOXYSTROBIN	0.100	N/D	0.003	0.001

N/D = Not Detected, B/LOQ = Below LOQ Level, B/LOD = Below LOD Level



4001 SW 47th Avenue Suite 207
 Davie, FL 33314
 1-833-TEST-CBD
 info@greenscientificlabs.com



Dylan Swart
 Dylan Swart, Lab Director

Green Scientific Labs uses its best efforts to deliver high quality results and to verify that the data contained therein are based on sound scientific judgment and levels listed are guidelines only and all data was reported based on standard laboratory procedures and deviations. However Green Scientific Labs makes no warranties or claims to that effect and further shall not be liable for any damage or misrepresentation that may result from the use or misuse of the data contained herein in any way. Further, Green Scientific Labs makes no claims regarding representations of the analyzed sample to the larger batch from which it was taken. Data and information in this report are intended solely for the individual(s) for whom samples were submitted and as part of our strict confidentiality policy, Green Scientific Labs can only discuss results with the original client of record.

CERTIFICATE OF ANALYSIS



Order #: 30833
Order Name: Koi Strawberry
Milkshake 500 mg
Batch#: 9107RE500
Received: 05/09/2019
Completed: 05/14/2019



Koi CBD LLC
14631 Best Ave
Norwalk California, 90650
(877) 774-4779
thin@koicbd.com



RESIDUAL SOLVENTS:

Headspace GCMS - Shimadzu GCMS QP2020 with HS20

GSL SOP 405

Prepared: 05/09/2019 22:25:20

Uploaded: 05/10/2019 19:14:01

Residual Solvent	Action Level (ppm)	Results (ppm)	LOQ (ppm)	LOD (ppm)
ACETONE	5,000	N/D	140	20
ACETONITRILE	410	N/D	25	1
BENZENE	1	N/D	1	0.5
BUTANE	5,000	N/D	50	10
CHLOROFORM	1	N/D	1	0.5
DICHLOROETHANE	1	N/D	1	0.5
DICHLOROMETHANE	1	N/D	1	0.5
ETHANOL	5,000	188	140	20
ETHYL ACETATE	5,000	N/D	140	20
ETHYL ETHER	5,000	N/D	140	20
ISOPROPYL ALCOHOL	5,000	N/D	140	20
METHANOL	3,000	N/D	100	20
N-HEPTANE	5,000	N/D	140	20
N-HEXANE	290	N/D	18	10
PENTANE	5,000	N/D	140	20
PROPANE	5,000	N/D	20	1
TOLUENE	890	N/D	53	1
TRICHLOROETHANE	1	N/D	1	0.5
XYLENES	2,170	N/D	130	20



4001 SW 47th Avenue Suite 207
Davie, FL 33314
1-833-TEST-CBD
info@greenscientificlabs.com




Dylan Swart, Lab Director

Green Scientific Labs uses its best efforts to deliver high quality results and to verify that the data contained therein are based on sound scientific judgment and levels listed are guidelines only and all data was reported based on standard laboratory procedures and deviations. However Green Scientific Labs makes no warranties or claims to that effect and further shall not be liable for any damage or misrepresentation that may result from the use or misuse of the data contained herein in any way. Further, Green Scientific Labs makes no claims regarding representations of the analyzed sample to the larger batch from which it was taken. Data and information in this report are intended solely for the individual(s) for whom samples were submitted and as part of our strict confidentiality policy, Green Scientific Labs can only discuss results with the original client of record.

CERTIFICATE OF ANALYSIS



Order #: 30833
 Order Name: Koi Strawberry
 Milkshake 500 mg
 Batch#: 9107RE500
 Received: 05/09/2019
 Completed: 05/14/2019



Koi CBD LLC
 14631 Best Ave
 Norwalk California, 90650
 (877) 774-4779
 thinh@koicbd.com



Mycotoxin Analysis:

LC-MS - Shimadzu LCMS-8060
 GSL SOP 401

Analyte	Action Lvl (ppb)	Results (ppb)
AFLATOXIN B1	20	N/D
AFLATOXIN B2	20	N/D
AFLATOXIN G1	20	N/D
AFLATOXIN G2	20	N/D
OCHRATOXIN A	20	N/D

LOQ is 4ppb, LOD is 1ppb

Microbial Analysis:

PCR - Agilent AriaMX

Microbial Analysis GSL
 SOP 406

Test	Test Method Used	Device Used	LOD	Allowable Amount	Actual Result	Pass/Fail
STEC E. COLI*	USP 61/62†	ARIAMX PCR	2 COPIES OF DNA	PRESENCE / ABSENT	BELOW LOD	PASS
SALMONELLA*	USP 61/62†	ARIAMX PCR	5 COPIES OF DNA	PRESENCE / ABSENT	BELOW LOD	PASS
ASPERGILLUS	USP 61/62†	ARIAMX PCR	ASP_LOD***	PRESENCE / ABSENT	BELOW LOD	PASS
YEAST AND MOLD	USP 61/62†	ARIAMX PCR	363.05518 CFU/G**	1,000	BELOW THRESHOLD	PASS
TOTAL AEROBIC BACTERIA	USP 61/62†	ARIAMX PCR	0.25316 CFU/G**	10,000	BELOW THRESHOLD	PASS
COLIFORM	USP 61/62†	ARIAMX PCR	3.41539 CFU/G**	100	BELOW THRESHOLD	PASS
ENTEROBACTERIACEAE	USP 61/62†	ARIAMX PCR	0.32951 CFU/G**	100	BELOW THRESHOLD	PASS

Lower Limit of Quantitation (LOQ) is 75 ppb

† USP 61 (enumeration of bacteria TAC, TYM, and ENT/Coliform), USP 62 (identifying specific species E.coli Aspergillus etc)
 * STEC and Salmonella run as Multiplex
 ** CFU/g Calculation based on Select Category Type Gummy MIP/Extract Flower matrix
 *** Flavus = 2 Copies of DNA / Fumigatis = 2 Copies of DNA Niger = 20 Copies of DNA / Terrus = 10 copies of DNA

Water Activity:

HD-3A Water Activity Meter - GSL SOP 407

Water

0.09

Filth and Foreign Materials Analysis:

Microscope - Amscope Simul-Focal Trinocular Stereo Zoom Microscope - GSL SOP 409

Uploaded: 05/14/2019 21:59:45

No foreign materials detected.



4001 SW 47th Avenue Suite 207
 Davie, FL 33314
 1-833-TEST-CBD
 info@greenscientificlabs.com



Dylan Swart, Lab Director

Green Scientific Labs uses its best efforts to deliver high quality results and to verify that the data contained therein are based on sound scientific judgment and levels listed are guidelines only and all data was reported based on standard laboratory procedures and deviations. However Green Scientific Labs makes no warranties or claims to that effect and further shall not be liable for any damage or misrepresentation that may result from the use or misuse of the data contained herein in any way. Further, Green Scientific Labs makes no claims regarding representations of the analyzed sample to the larger batch from which it was taken. Data and information in this report are intended solely for the individual(s) for whom samples were submitted and as part of our strict confidentiality policy, Green Scientific Labs can only discuss results with the original client of record.